

Grantee: Town of Union, NY

Grant: B-12-MT-36-0001

April 1, 2017 thru June 30, 2017 Performance Report



Grant Number:

B-12-MT-36-0001

Obligation Date:**Award Date:****Grantee Name:**

Town of Union, NY

Contract End Date:**Review by HUD:**

Original - In Progress

Grant Award Amount:

\$10,137,818.00

Grant Status:

Active

QPR Contact:

Paul Nelson

LOCCS Authorized Amount:

\$10,137,818.00

Estimated PI/RL Funds:

\$500,000.00

Total Budget:

\$10,637,818.00

Disasters:**Declaration Number**

FEMA-4031-NY

Narratives**Disaster Damage:**

The flooding that occurred September 7-9, 2011 severely affected five neighborhoods in the Town of Union and caused considerable damage in twelve others. The flooding that occurred both in 2005 and 2006 were confined to two major areas in the Town, those being the South Endwell area and the Fairmont Park subdivision. In 2011, in addition to these two areas, the Westover and West Corners areas were severely affected by flooding. Three of the areas, South Endwell, Fairmont Park, and Westover are affected by backwater from the Susquehanna River. West Corners is affected by the Nanticoke Creek. The Nanticoke Creek affects areas in the western part of the Town of Union including the Route 26 corridor, West Corners, Glendale Drive, and West Endicott. These areas are also subject to backwater effect of the Susquehanna River. That is, once the Susquehanna River rises above a certain stage, floodwaters from the Susquehanna River will back up into the Nanticoke Creek affecting properties in the western portion of the Town.

Recovery Needs:

Based upon the surveys, it appears that there are still substantial unmet needs in the community. Homeowners estimated unmet needs at approximately \$4.5 million (an average of \$37,488 per unit however this number includes properties that will be demolished) while business and non-profits estimated remaining unmet needs at just over \$3 million (an average of \$100,043). In addition to the unmet housing and business needs previously identified, floodwaters took a significant toll on the basic infrastructure throughout the Town. Roads, storm water facilities, sanitary sewer plants, and water treatment plants also suffered significant damage and substantially complicated the Town's emergency response efforts. Many of these facilities were built decades ago and were not designed to handle subsequent population growth and resulting development. These facilities are overwhelmed by the ever increasing intensity of storm events and can't be maintained into the future without significant repairs and flood mitigation measures. Private utilities also experienced significant flood related damage to service delivery components.

Public Comment:

The Town received a total of sixteen (16) comments on the Action Plan prior to approval by the Town Board and subsequent submission to HUD. Many of the comments were directed at inadequate infrastructure or infrastructure that was damaged during the flood event. Several comments related to the potential use of CDBG-DR funds to assist property owners who wish to participate in the FEMA sponsored buy-out program.

Overall**This Report Period****To Date****Total Projected Budget from All Sources**

N/A

\$9,733,582.60

Total Budget

\$0.00

\$9,683,699.60

Total Obligated

\$0.00

\$9,683,699.60



Total Funds Drawdown	\$89,874.19	\$5,526,942.02
Program Funds Drawdown	\$89,874.19	\$5,497,985.02
Program Income Drawdown	\$0.00	\$28,957.00
Program Income Received	\$0.00	\$28,957.00
Total Funds Expended	\$89,874.19	\$5,526,942.02
Most Impacted and Distressed Expended	\$0.00	\$0.00
Match Contributed	\$0.00	\$0.00

Progress Toward Required Numeric Targets

Requirement	Required	To Date
Overall Benefit Percentage (Projected)		66.27%
Overall Benefit Percentage (Actual)		51.00%
Minimum Non-Federal Match	\$0.00	\$0.00
Limit on Public Services	\$1,520,672.70	\$0.00
Limit on Admin/Planning	\$2,027,563.60	\$469,729.75
Limit on State Admin	\$0.00	\$310,141.62
Most Impacted and Distressed Threshold (Projected)	\$0.00	\$0.00

Progress Toward Activity Type Targets

Activity Type	Target	Actual
Public services	\$1,520,672.70	\$0.00

Progress Toward National Objective Targets

National Objective	Target	Actual
Low/Mod	\$5,068,909.00	\$5,948,019.07

Overall Progress Narrative:

6/30/17

A number of the projects included in the HUD-approved Action Plan for Disaster Recovery are completed or currently underway.

Phase 1 of the drainage repairs/improvements that were recommended in the CDBG-DR funded N. Loder Ave. drainage study was completed in 2016. A contract for Phase 2 construction has been executed and work is scheduled to begin in mid-July. Bids for the project came in slightly over estimate and a plan amendment is in process to move \$95,000 into the project line. The amendment will be voted on by the Town Board on July 12th and submitted to HUD. The project will be completed this construction season.

Design of the JC Water Treatment maintenance facility is substantially complete. Estimated constructions costs exceed the amount of funds available and the Village of Johnson City is pursuing other CDBG-DR funds from New York State to fill the funding gap. Actual demolition/construction is now expected to begin in the first quarter of 2018.

A contract was executed for design of the JC Interceptor B project and field survey work has been completed. The initial field survey work identified an issue that would significantly increase the cost of direct boring of the new storm pipe. The engineer and the Director of Public Services for the Village of Johnson City approached the town with a proposed revision to the scope of this project that would connect it with the recently approved storm/sanitary separation project along Grand Ave. The engineer for the Interceptor B project was authorized to conduct field survey work to determine if combining the two projects is technically feasible. Based upon this additional survey work, it was concluded by the engineer and the Village of Johnson City Director of services that combining the projects is feasible. The Planning Department issued an RFP for the final design and a contract for final design services to complete the two projects in a single bid was recently awarded. This project will be put out to bid during the first quarter of 2018.

The Town Board recently indicated that the preliminary cost estimate for the relocation of the town's refuse garage out of the floodplain is more than the funding available through the NY Community Rising program. The Board will be reviewing potential changes to the CDBG-DR Action Plan to determine if funds might be available to offset some of the additional costs. This might impact projects, such as West Creek stream bank stabilization, that are currently included in the revised plan.

The Planning Department has completed three projects to repair owner-occupied homes that were damaged in the 2011 flood.

Funding for the Watson Blvd. floodwall closure is now in place and the construction contract for project has now been awarded. The project is expected to be completed this construction season.

The demolition of the BAE facility in Westover is now complete. The Planning Department has begun discussions with the US Army Corps of Engineers regarding survey work that will need to be done in order to move forward with repairs to the Westover flood levee. The Baltimore Office indicated that a review of the levee will be part of an extensive review of the entire Susquehanna River Basin watershed. The watershed project is underway and several public meetings have been conducted.


As of the end of the report period, the town has expended \$ \$5,526,942 of the \$10,137,818 grant (roughly 55%).

Project Summary

Project #, Project Title

	This Report Period Program Funds Drawdown	To Date Project Funds Budgeted	Program Funds Drawdown
001-ADM, CDBG-DR Grant Administration	\$19,858.54	\$466,455.98	\$310,141.62
002-PLN, Planning	\$0.00	\$241,429.13	\$159,588.13
003-NGH, Neighborhood Facilities	\$10,502.55	\$950,862.56	\$938,421.10
004-PKS, Park Repairs/Improvements	\$0.00	\$157,476.86	\$157,476.86
005-HSG-OOREH, Owner Occupied Housing Rehabilitation	\$8,500.00	\$130,977.26	\$40,499.20
006-ECO-SBR, Small Business Repair Program	\$0.00	\$0.00	\$0.00
007-INF, Infrastructure	\$51,013.10	\$4,783,196.11	\$856,792.47
008-ACQ-FEMA, Acquisition-Buyout	\$0.00	\$357,658.26	\$357,658.26
009-ACQ-RDV, Acquisition For Redevelopment	\$0.00	\$2,505,992.84	\$2,331,802.65
010-ACQ-DPW, DPW Property Acquisition	\$0.00	\$234,736.44	\$234,736.44
011-HSG-MFREH, Multi-Family Housing Rehabilitation	\$0.00	\$75,000.00	\$0.00
012-HSG-HOINC, Homeownership Incentives	\$0.00	\$7,550.45	\$7,550.45
013-ECO-FLP, Business+Floodproofing+Program	\$0.00	\$155,512.72	\$0.00
014-RCD-PRES, Records Preservation	\$0.00	\$103,317.84	\$103,317.84





Activities

Project # / Title: 001-ADM / CDBG-DR Grant Administration

Grantee Activity Number: 89-8760-1110-1109

Activity Title: CDBG-DR Salaries

Activity Category:

Administration

Activity Status:

Under Way

Project Number:

001-ADM

Project Title:

CDBG-DR Grant Administration

Projected Start Date:

10/01/2012

Projected End Date:

09/30/2017

Benefit Type:

N/A

Completed Activity Actual End Date:

National Objective:

N/A

Responsible Organization:

Town of Union

Overall

Total Projected Budget from All Sources

Apr 1 thru Jun 30, 2017

N/A

To Date

\$242,065.08

Total Budget

\$0.00

\$242,065.08

Total Obligated

\$0.00

\$242,065.08

Total Funds Drawdown

\$10,110.82

\$130,943.21

Program Funds Drawdown

\$10,110.82

\$130,943.21

Program Income Drawdown

\$0.00

\$0.00

Program Income Received

\$0.00

\$0.00

Total Funds Expended

\$10,110.82

\$130,943.21

Town of Union

\$10,110.82

\$130,943.21

Most Impacted and Distressed Expended

\$0.00

\$0.00

Match Contributed

\$0.00

\$0.00

Activity Description:

Salaries for CDBG-DR grant.

Location Description:

Town Hall, 3111 E. Main St., Endwell, NY 13760

Activity Progress Narrative:

Admin. costs, salaries.

Accomplishments Performance Measures

No Accomplishments Performance Measures

Beneficiaries Performance Measures

No Beneficiaries Performance Measures found.

Activity Locations

No Activity Locations found.

Other Funding Sources Budgeted - Detail


No Other Match Funding Sources Found

Other Funding Sources

Amount

No Other Funding Sources Found

Total Other Funding Sources



Grantee Activity Number: 89-8760-4800-1109

Activity Title: CDBG-DR-OTPS

Activity Category:

Administration

Project Number:

001-ADM

Projected Start Date:

10/01/2012

Benefit Type:

N/A

National Objective:

N/A

Activity Status:

Under Way

Project Title:

CDBG-DR Grant Administration

Projected End Date:

09/30/2017

Completed Activity Actual End Date:

Responsible Organization:

Town of Union

Overall

Total Projected Budget from All Sources

Apr 1 thru Jun 30, 2017

N/A

To Date

\$115,328.40

Total Budget

\$0.00

\$115,328.40

Total Obligated

\$0.00

\$115,328.40

Total Funds Drawdown

\$578.00

\$113,766.84

Program Funds Drawdown

\$578.00

\$113,766.84

Program Income Drawdown

\$0.00

\$0.00

Program Income Received

\$0.00

\$0.00

Total Funds Expended

\$578.00

\$113,766.84

Town of Union

\$578.00

\$113,766.84

Most Impacted and Distressed Expended

\$0.00

\$0.00

Match Contributed

\$0.00

\$0.00

Activity Description:

General administrative costs for CDBG-DR grant, Other Than Personal Services.

Location Description:

Town Hall. 3111 E. Main St. Endwell, NY 13760

Activity Progress Narrative:

Admin. costs, other than personal services.

Accomplishments Performance Measures

No Accomplishments Performance Measures

Beneficiaries Performance Measures

No Beneficiaries Performance Measures found.


Activity Locations

No Activity Locations found.

Other Funding Sources Budgeted - Detail

No Other Match Funding Sources Found

Other Funding Sources	Amount
No Other Funding Sources Found	
Total Other Funding Sources	



Grantee Activity Number: 89-8760-8000-1109

Activity Title: CDBG-DR Benefits

Activity Category:

Administration

Project Number:

001-ADM

Projected Start Date:

10/01/2012

Benefit Type:

N/A

National Objective:

N/A

Activity Status:

Under Way

Project Title:

CDBG-DR Grant Administration

Projected End Date:

09/30/2017

Completed Activity Actual End Date:

Responsible Organization:

Town of Union

Overall

Total Projected Budget from All Sources

Apr 1 thru Jun 30, 2017

N/A

To Date

\$85,250.00

Total Budget

\$0.00

\$85,250.00

Total Obligated

\$0.00

\$85,250.00

Total Funds Drawdown

\$8,630.22

\$56,035.77

Program Funds Drawdown

\$8,630.22

\$56,035.77

Program Income Drawdown

\$0.00

\$0.00

Program Income Received

\$0.00

\$0.00

Total Funds Expended

\$8,630.22

\$56,035.77

Town of Union

\$8,630.22

\$56,035.77

Most Impacted and Distressed Expended

\$0.00

\$0.00

Match Contributed

\$0.00

\$0.00

Activity Description:

Employee benefits for CDBG-DR grant.

Location Description:

Town Hall. 3111 E. Main St. Endwell, NY 13760

Activity Progress Narrative:

Admin. costs, benefits.

Accomplishments Performance Measures

No Accomplishments Performance Measures

Beneficiaries Performance Measures

No Beneficiaries Performance Measures found.


Activity Locations

No Activity Locations found.

Other Funding Sources Budgeted - Detail

No Other Match Funding Sources Found

Other Funding Sources	Amount
No Other Funding Sources Found	
Total Other Funding Sources	



Grantee Activity Number:	89-8760-8008-1109
Activity Title:	CDBG-DR FICAA/Medicare

Activity Category:

Administration

Project Number:

001-ADM

Projected Start Date:

10/01/2012

Benefit Type:

N/A

National Objective:

N/A

Activity Status:

Under Way

Project Title:

CDBG-DR Grant Administration

Projected End Date:

09/30/2017

Completed Activity Actual End Date:
Responsible Organization:

Town of Union

Overall
Total Projected Budget from All Sources
Apr 1 thru Jun 30, 2017

N/A

To Date

\$23,812.50

Total Budget

\$0.00

\$23,812.50

Total Obligated

\$0.00

\$23,812.50

Total Funds Drawdown

\$539.50

\$9,395.80

Program Funds Drawdown

\$539.50

\$9,395.80

Program Income Drawdown

\$0.00

\$0.00

Program Income Received

\$0.00

\$0.00

Total Funds Expended

\$539.50

\$9,395.80

Town of Union

\$539.50

\$9,395.80

Most Impacted and Distressed Expended

\$0.00

\$0.00

Match Contributed

\$0.00

\$0.00

Activity Description:

FICA/Medicare costs for CDBG-DR grant.

Location Description:

Town Hall. 3111 E. Main St. Endwell, NY 13760

Activity Progress Narrative:

Admin. costs, FICA/Medicare

Accomplishments Performance Measures
No Accomplishments Performance Measures

Beneficiaries Performance Measures

No Beneficiaries Performance Measures found.

Activity Locations

No Activity Locations found.

Other Funding Sources Budgeted - Detail

No Other Match Funding Sources Found

Other Funding Sources

Amount

No Other Funding Sources Found

Total Other Funding Sources

Project # / Title: 003-NGH / Neighborhood Facilities

Grantee Activity Number: 89-8760-2079-1109

Activity Title: Westover YMCA Capital Improvements

Activity Category:

Rehabilitation/reconstruction of public facilities

Activity Status:

Under Way

Project Number:

003-NGH

Project Title:

Neighborhood Facilities

Projected Start Date:

10/01/2012

Projected End Date:

09/30/2014

Benefit Type:

Area Benefit (Census)

Completed Activity Actual End Date:

National Objective:

Low/Mod

Responsible Organization:

Town of Union

Overall

Total Projected Budget from All Sources

Apr 1 thru Jun 30, 2017

N/A

To Date

\$277,756.36

Total Budget

\$0.00

\$277,756.36

Total Obligated

\$0.00

\$277,756.36

Total Funds Drawdown

\$10,502.55

\$265,314.90

Program Funds Drawdown

\$10,502.55

\$265,314.90

Program Income Drawdown

\$0.00

\$0.00

Program Income Received

\$0.00

\$0.00

Total Funds Expended

\$10,502.55

\$265,314.90

Town of Union

\$10,502.55

\$265,314.90

Most Impacted and Distressed Expended	\$0.00	\$0.00
Match Contributed	\$0.00	\$0.00

Activity Description:

Funds under this activity were used to reimburse the YMCA for documentable unmet needs relating to damages caused flooding in 2011. Funds were used to install deployable flood barriers around each door and loading area. A waterproofing seal coat was applied to exterior brick walls to an elevation above the 2011 flood level. A new storage shed was constructed to store the deployable flood barriers when not in use. This activity was approved as a Low/mod benefit project by HUD waiver.

DEPARTMENT OF HOUSING AND URBAN DEVELOPMENT

[Docket No. FR-5663-N-01]

Additional Waiver Granted to and Alternative Requirement for the Town of Union, New York's CDBG Disaster Recovery Grant AGENCY: Assistant Secretary for Community Planning and Development, HUD.

ACTION: Notice of additional waiver and alternative requirement.

Beneficiary data generated by HUD IDIS system using data set from 6/3/16. Number of low income persons not generated by system so all low/mod persons have been classified as moderate income for reporting purposes.

Location Description:

740 Main St., Johnson City, NY 13790.

Activity Progress Narrative:

Release of retainage for construction contract.

Accomplishments Performance Measures

	This Report Period	Cumulative Actual Total / Expected
	Total	Total
# of public facilities	0	0/1

Beneficiaries Performance Measures

	Beneficiaries - Area Benefit Census Method			
	Low	Mod	Total	Low/Mod
# of Persons	0	7385	15910	46.42

LMI%:	
-------	--

Activity Locations

No Activity Locations found.

Other Funding Sources Budgeted - Detail

No Other Match Funding Sources Found

Other Funding Sources

Amount

No Other Funding Sources Found

Total Other Funding Sources

Project # / Title: 005-HSG-OOREH / Owner Occupied Housing Rehabilitation**Grantee Activity Number: 89-8760-2093-1109****Activity Title: Owner Occupied Housing Rehabilitation****Activity Category:**

Rehabilitation/reconstruction of residential structures

Activity Status:

Under Way

Project Number:

005-HSG-OOREH

Project Title:

Owner Occupied Housing Rehabilitation

Projected Start Date:

10/01/2012

Projected End Date:

09/30/2016

Benefit Type:

Direct Benefit (Households)

Completed Activity Actual End Date:**National Objective:**

Low/Mod

Responsible Organization:

Town of Union

Overall**Total Projected Budget from All Sources**

Apr 1 thru Jun 30, 2017

N/A

To Date

\$130,977.26

Total Budget

\$0.00

\$130,977.26

Total Obligated

\$0.00

\$130,977.26

Total Funds Drawdown

\$8,500.00

\$40,499.20

Program Funds Drawdown

\$8,500.00

\$40,499.20

Program Income Drawdown

\$0.00

\$0.00

Program Income Received

\$0.00

\$0.00

Total Funds Expended

\$8,500.00

\$40,499.20

Town of Union

\$8,500.00

\$40,499.20

Most Impacted and Distressed Expended

\$0.00

\$0.00

Match Contributed

\$0.00

\$0.00

Activity Description:

This activity will fund a housing rehabilitation program for income eligible owners of single and two-family homes to undertake structural and major capital component repairs and/or replacement.

Location Description:

Townwide.

Activity Progress Narrative:

Foundation repair.

Accomplishments Performance Measures

	This Report Period	Cumulative Actual Total / Expected
	Total	Total
# of Properties	0	3/60

	This Report Period	Cumulative Actual Total / Expected
	Total	Total
# of Housing Units	0	3/60
# of Singlefamily Units	0	3/60

Beneficiaries Performance Measures

	This Report Period			Cumulative Actual Total / Expected			
	Low	Mod	Total	Low	Mod	Total	Low/Mod
# of Households	0	0	0	1/60	2/0	3/60	100.00
# Owner Households	0	0	0	1/60	2/0	3/60	100.00

Activity Locations

No Activity Locations found.

Other Funding Sources Budgeted - Detail

No Other Match Funding Sources Found

Other Funding Sources

No Other Funding Sources Found

Total Other Funding Sources

Amount

Project # / Title: 007-INF / Infrastructure

Grantee Activity Number: 89-8760-2087-1109

Activity Title: Endicott Storm Drainage Improvements

Activity Category:

Rehabilitation/reconstruction of a public improvement

Project Number:

007-INF

Projected Start Date:

10/01/2012

Benefit Type:

Area Benefit (Census)

Activity Status:

Under Way

Project Title:

Infrastructure

Projected End Date:

09/30/2014

Completed Activity Actual End Date:

National Objective:

Urgent Need

Responsible Organization:

Town of Union

Overall	Apr 1 thru Jun 30, 2017	To Date
Total Projected Budget from All Sources	N/A	\$374,680.40
Total Budget	\$0.00	\$374,680.40
Total Obligated	\$0.00	\$374,680.40
Total Funds Drawdown	\$12,275.00	\$315,116.67
Program Funds Drawdown	\$12,275.00	\$286,159.67
Program Income Drawdown	\$0.00	\$28,957.00
Program Income Received	\$0.00	\$0.00
Total Funds Expended	\$12,275.00	\$315,116.67
Town of Union	\$12,275.00	\$315,116.67
Most Impacted and Distressed Expended	\$0.00	\$0.00
Match Contributed	\$0.00	\$0.00

Activity Description:

This activity involves upgrades to the storm sewer system that follows the general line and grade of Brixius Creek.

Location Description:

Watson Blvd., McKinely Ave., Pine St. area of Endicott, NY 13760

Activity Progress Narrative:

Release of retainage for construction contract and easement restoration.

Accomplishments Performance Measures

	This Report Period	Cumulative Actual Total / Expected
	Total	Total
# of Linear feet of Public	0	1272/1000

Beneficiaries Performance Measures

No Beneficiaries Performance Measures found.


Activity Locations

No Activity Locations found.

Other Funding Sources Budgeted - Detail

No Other Match Funding Sources Found

Other Funding Sources	Amount
No Other Funding Sources Found	
Total Other Funding Sources	



Grantee Activity Number:	89-8760-2109-1109
Activity Title:	N. Loder Ave. Drainage Improvements

Activity Category:

Construction/reconstruction of streets

Project Number:

007-INF

Projected Start Date:

06/01/2015

Benefit Type:

Area Benefit (Census)

National Objective:

Low/Mod

Activity Status:

Under Way

Project Title:

Infrastructure

Projected End Date:

11/30/2017

Completed Activity Actual End Date:
Responsible Organization:

Town of Union

Overall
Total Projected Budget from All Sources
Apr 1 thru Jun 30, 2017

N/A

To Date

\$810,000.00

Total Budget

\$0.00

\$810,000.00

Total Obligated

\$0.00

\$810,000.00

Total Funds Drawdown

\$38,698.82

\$114,665.69

Program Funds Drawdown

\$38,698.82

\$114,665.69

Program Income Drawdown

\$0.00

\$0.00

Program Income Received

\$0.00

\$0.00

Total Funds Expended

\$38,698.82

\$114,665.69

Town of Union

\$38,698.82

\$114,665.69

Most Impacted and Distressed Expended

\$0.00

\$0.00

Match Contributed

\$0.00

\$0.00

Activity Description:

Installation of new drainage system designed to address flooding that occurred during the 2011 flood event. These improvements are part of an overall street reconstruction activity using regular CDBG funds. Phase 2 of the project involves upsizing of storm drain pipes to minimize flooding in and around the elementary school.

Location Description:
Activity Progress Narrative:

Design/engineering costs for Phase 2.

Accomplishments Performance Measures

	This Report Period	Cumulative Actual Total / Expected
	Total	Total
# of Linear feet of Public	0	0/200

Beneficiaries Performance Measures

No Beneficiaries Performance Measures found.

Activity Locations

No Activity Locations found.


Other Funding Sources Budgeted - Detail

No Other Match Funding Sources Found

Other Funding Sources

Amount

No Other Funding Sources Found
Total Other Funding Sources



Grantee Activity Number:	89-8760-2112-1109
Activity Title:	Grand Ave. Sanitary/Storm Separation

Activity Category:

Construction/reconstruction of water/sewer lines or systems

Activity Status:

Under Way

Project Number:

007-INF

Project Title:

Infrastructure

Projected Start Date:

09/16/2016

Projected End Date:

06/30/2018

Benefit Type:

Area Benefit (Census)

Completed Activity Actual End Date:
National Objective:

Low/Mod

Responsible Organization:

Town of Union

Overall
Total Projected Budget from All Sources
Apr 1 thru Jun 30, 2017

N/A

To Date

\$375,000.00

Total Budget

\$0.00

\$375,000.00

Total Obligated

\$0.00

\$375,000.00

Total Funds Drawdown

\$39.28

\$9,989.28

Program Funds Drawdown

\$39.28

\$9,989.28

Program Income Drawdown

\$0.00

\$0.00

Program Income Received

\$0.00

\$0.00

Total Funds Expended

\$39.28

\$9,989.28

Town of Union

\$39.28

\$9,989.28

Most Impacted and Distressed Expended

\$0.00

\$0.00

Match Contributed

\$0.00

\$0.00

Activity Description:

Separation of combined sanitary/storm water lines.

Location Description:

Grand Avenue in Johnson City, NY 13790.

Activity Progress Narrative:

Legal notice for design RFP.

Accomplishments Performance Measures

	This Report Period	Cumulative Actual Total / Expected
	Total	Total
# of Linear feet of Public	0	0/1000

Beneficiaries Performance Measures

No Beneficiaries Performance Measures found.

Activity Locations

No Activity Locations found.

Other Funding Sources Budgeted - Detail

No Other Match Funding Sources Found

Other Funding Sources

Amount

No Other Funding Sources Found
Total Other Funding Sources

